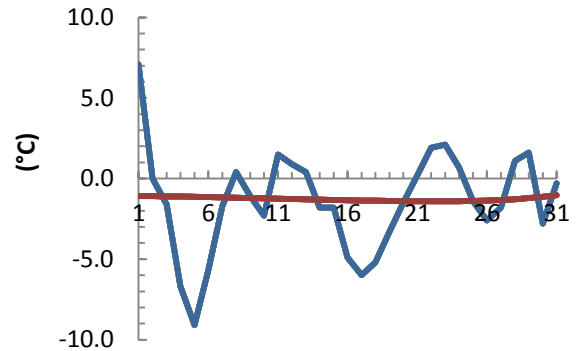


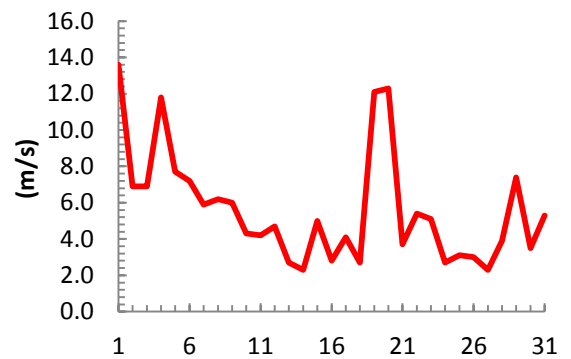
dagur	meðalhiti (°C)	Hámark (°C)	Lágmark (°C)	Úrkoma (mm)	Úrkomutegund	Snjódýpt (cm)	Snjóhula (0-4)	Sólskin (klst)	Meðalvindur (m/s)	Mesti vindur (m/s)	Hviða (m/s)
1	7.1	12.2	0.6	0.3	ri	0	0	3.6	6.6	13.6	24.4
2	0.0	7.5	-3.0	0.1	ri	0	0	1.5	1.6	6.9	11.6
3	-1.6	3.4	-4.0	3.9	sl	0	2	1.0	2.5	6.9	10.8
4	-6.7	-2.6	-8.6	0.7	sn	10	4	0.0	6.4	11.8	17.3
5	-9.1	-4.4	-9.2	9.7	sn	18	4	1.0	3.2	7.7	13.0
6	-5.7	-5.2	-10.6	0.9	sn	18	4	0.0	3.2	7.2	17.0
7	-1.7	-0.5	-5.2	12.0	sn	19	4	0.0	3.4	5.9	12.1
8	0.4	1.9	-0.8	0.0		17	4	0.0	3.5	6.2	11.8
9	-1.1	1.3	-1.5	0.0		15	4	7.3	3.2	6.0	10.7
10	-2.3	3.2	-8.4			15	4	8.4	2.0	4.3	7.3
11	1.5	6.5	-1.3			14	4	2.1	1.4	4.2	6.5
12	0.9	4.9	0.6			13	4	0.0	1.9	4.7	7.6
13	0.4	3.3	-0.6	0.0		12	4	0.5	0.8	2.7	4.6
14	-1.8	1.6	-2.8	0.5	sn	10	4	0.5	0.9	2.3	3.9
15	-1.8	1.5	-2.8			10	4	0.0	1.4	5.0	8.6
16	-4.9	-1.2	-5.1	0.2	sn	0	2	2.1	1.2	2.8	6.6
17	-6.0	-3.2	-7.3	0.5	sn	0	2	0.9	1.8	4.1	8.4
18	-5.2	-2.5	-7.5			0	2	0.0	1.0	2.7	5.1
19	-3.3	-2.5	-5.1	3.7	sn	19	4	0.2	6.4	12.1	18.2
20	-1.5	0.7	-4.1	7.5	sn	24	4	0.6	1.4	12.3	17.7
21	0.2	2.4	-1.4	0.0		23	4	0.4	1.6	3.7	6.7
22	1.9	4.3	0.1	2.8	sl	22	4	2.7	2.2	5.4	8.1
23	2.1	4.0	1.4	0.2	sl	20	4	0.0	2.4	5.1	9.7
24	0.7	4.7	-1.4			20	4	8.0	0.8	2.7	4.8
25	-1.4	3.9	-5.3			18	4	10.3	1.2	3.1	5.3
26	-2.6	2.4	-7.3			16	4	5.5	1.4	3.0	5.4
27	-1.8	0.4	-2.9	0.5	sn	15	4	3.7	0.9	2.3	3.8
28	1.1	6.5	-4.5	0.0		14	4	6.7	1.8	3.9	6.1
29	1.6	7.1	0.5			14	4	2.9	3.8	7.4	11.1
30	-2.8	1.6	-3.0	3.1	sn	16	4	1.4	1.0	3.5	6.3
31	-0.3	4.8	-6.9			16	4	9.0	1.5	5.3	7.7

Meðalhiti (°C)	-1.4
Frávik frá meðaltali 1961 - 1990 (°C)	-0.2
Meðalhámarkshiti (°C)	2.2
Meðallágmarkshiti (°C)	-3.8
Úrkomumagn (mm)	46.6
Hlutfall úrkomu af meðaltali 1961-1990 (%)	107.6
Meðalvindhraði (m/s)	2.3
Sólskinsstundir (klst)	80.3

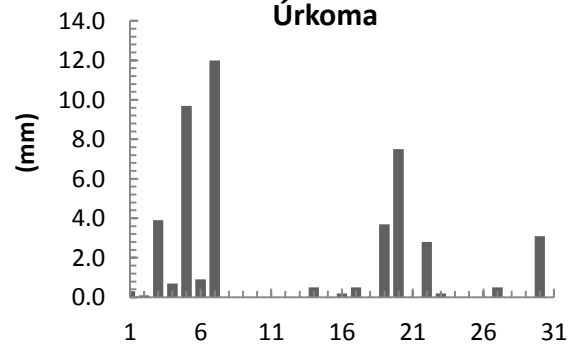
Meðalhiti



Mesti vindur



Úrkoma



Sólskin

