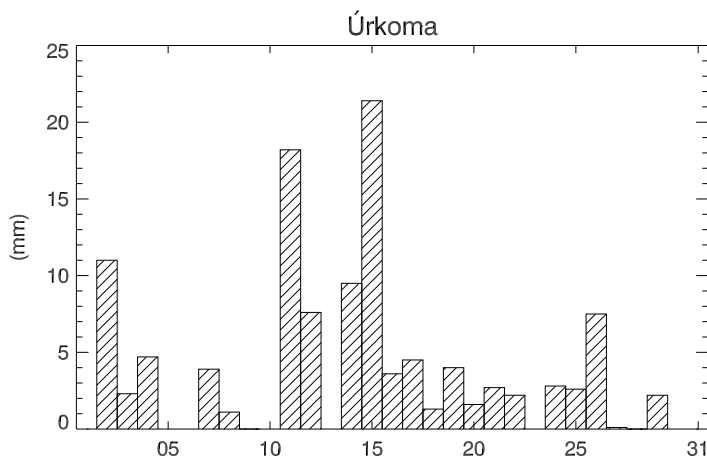
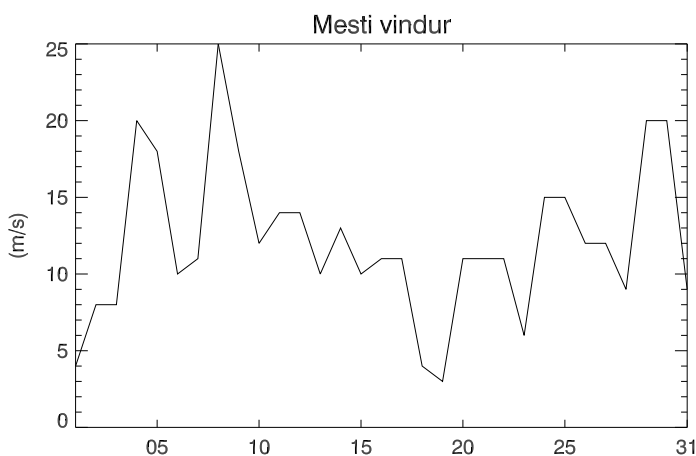
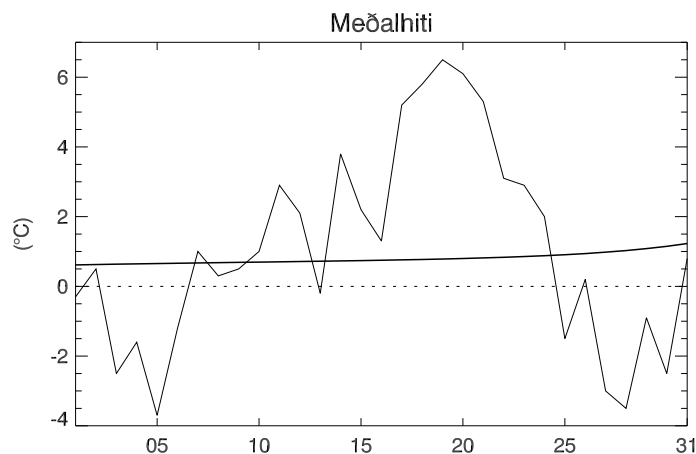


Dagur	Meðalhiti (°C)	Hámark (°C)	Lágmark (°C)	Úrkoma (mm)	Úrkomutegund	Snjóþýpt (cm)	Snjóhúla (0-4)	Sólskin (klst)	Meðalvindur (m/s)	Mesti vindur (m/s)	Hviða (m/s)
1	-0.3	3.7	-2.5				0		2.5	4.0	
2	0.5	5.2	-0.2	11.0			0		4.6	8.0	
3	-2.5	1.4	-4.9	2.3			0		5.6	8.0	
4	-1.6	1.5	-4.3	4.7	sn	4	4		12.7	20.0	
5	-3.7	-2.4	-5.0			3	4		14.2	18.0	
6	-1.2	1.6	-3.9				2		5.3	10.0	
7	1.0	3.8	-2.4	3.9	sn	5	4		6.8	11.0	
8	0.3	3.9	-1.1	1.1		3	2		18.4	25.0	
9	0.5	4.3	-1.1	0.0	sn		2		14.6	18.0	
10	1.0	3.4	-1.1				2		6.7	12.0	
11	2.9	6.2	1.0	18.2			0		9.1	14.0	
12	2.1	4.3	1.7	7.6			0		10.6	14.0	
13	-0.2	3.0	-0.5				0		6.0	10.0	
14	3.8	7.7	-1.0	9.5			2		9.3	13.0	
15	2.2	6.1	1.2	21.4			2		6.1	10.0	
16	1.3	4.5	-1.6	3.6		4	4		5.2	11.0	
17	5.2	8.6	-0.8	4.5		2	2		6.1	11.0	
18	5.8	8.0	4.0	1.3	ri		0		2.1	4.0	
19	6.5	8.2	5.0	4.0	ri		0		1.4	3.0	
20	6.1	8.2	3.4	1.6	ri		0		3.6	11.0	
21	5.3	7.9	4.7	2.7	ri		0		5.3	11.0	
22	3.1	7.8	0.9	2.2	ri		0		5.6	11.0	
23	2.9	7.8	0.5				0		3.3	6.0	
24	2.0	6.5	-0.2	2.8	ri		0		7.7	15.0	
25	-1.5	3.9	-2.5	2.6		3	4		6.5	15.0	
26	0.2	1.5	-1.6	7.5	sn	12	4		10.1	12.0	
27	-3.0	2.4	-3.6	0.1	sn	10	2		9.0	12.0	
28	-3.5	-0.2	-7.1	0.0	sn	9	2		4.8	9.0	
29	-0.9	2.4	-3.6	2.2	sn	11	4		7.4	20.0	
30	-2.5	2.3	-4.4			9	2		17.2	20.0	
31	0.8	3.1	-2.1				2		5.8	9.0	



Meðalhiti = 1.1 °C
 Frávik frá meðaltali 1961-90 = 1.1 °C
 Meðalhámarkshiti = 4.4 °C
 Meðallágmarkshiti = -1.1 °C
 Úrkomumagn = 114.8 mm
 Hlutfall úrkomu af meðaltali 1961-90 = 104.4 %
 Meðalvindhraði = 7.5 m/s
 Sólskinsstundir = NaN klst