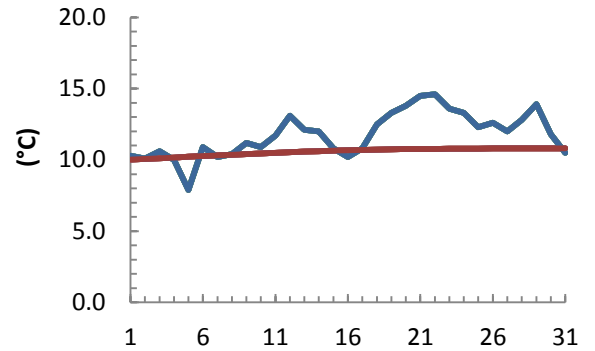


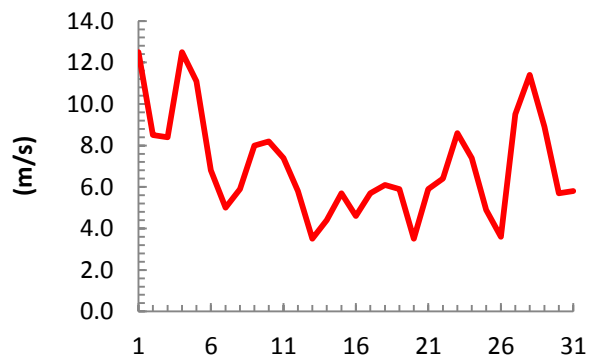
dagur	meðalhiti (°C)	Hámark (°C)	Lágmark (°C)	Úrkoma (mm)	Úrkomutegund	Snjódýpt (cm)	Snjóhula (0-4)	Sólskin (klst)	Meðalvindur (m/s)	Mesti vindur (m/s)	Hviða (m/s)
1	10.3	12.5	8.3	7.9	ri	0	0	0.0	5.9	12.5	19.7
2	10.1	13.3	8.5	17.5	ri	0	0	0.9	4.0	8.5	13.8
3	10.6	13.8	8.5	1.5	ri	0	0	4.4	5.2	8.4	14.8
4	10.0	13.8	9.7	0.6	ri	0	0	3.1	5.5	12.5	18.5
5	7.9	10.8	6.7			0	0	3.3	7.0	11.1	18.7
6	10.9	14.9	6.8			0	0	5.7	2.8	6.8	11.2
7	10.2	13.5	6.8	6.0	ri	0	0	11.9	2.2	5.0	8.2
8	10.4	13.7	7.2	0.0		0	0	7.9	2.5	5.9	8.9
9	11.2	13.9	9.5	1.0	ri	0	0	0.3	4.1	8.0	12.5
10	10.9	13.9	8.9	0.9	ri	0	0	0.0	4.1	8.2	14.3
11	11.7	14.2	10.2	6.6	ri	0	0	1.6	2.7	7.4	12.2
12	13.1	15.7	10.2	9.3	ri	0	0	1.2	2.8	5.8	9.9
13	12.1	15.6	11.0	1.9	ri	0	0	2.2	1.7	3.5	5.3
14	12.0	15.3	9.8	0.0		0	0	2.5	1.7	4.4	7.1
15	10.8	14.3	8.5	2.5	ri	0	0	0.8	2.6	5.7	7.9
16	10.2	12.5	8.7	0.8	ri	0	0	0.3	1.8	4.6	6.8
17	10.8	13.3	8.0	2.0	ri	0	0	0.5	2.6	5.7	10.0
18	12.5	15.5	10.0	7.0	ri	0	0	0.0	2.9	6.1	9.9
19	13.3	15.6	12.0	5.1	ri	0	0	0.1	2.4	5.9	10.4
20	13.8	17.0	11.8	5.8	ri	0	0	3.9	1.5	3.5	5.6
21	14.5	16.4	12.0	0.0		0	0	2.2	2.2	5.9	8.7
22	14.6	17.3	13.5			0	0	5.3	3.4	6.4	10.8
23	13.6	15.9	12.3	0.9	ri	0	0	4.8	5.5	8.6	13.3
24	13.3	16.1	11.0	0.0		0	0	2.5	4.0	7.4	12.6
25	12.3	15.2	10.9	3.7	ri	0	0	1.4	2.0	4.9	8.1
26	12.6	14.4	11.0	5.1	ri	0	0	7.9	2.0	3.6	5.7
27	12.0	15.3	10.3			0	0	0.5	2.7	9.5	13.6
28	12.8	14.4	10.8	2.7	ri	0	0	0.0	4.6	11.4	17.7
29	13.9	17.5	10.5	0.5	ri	0	0	13.4	3.4	8.9	14.3
30	11.8	17.0	7.8			0	0	14.7	2.3	5.7	9.9
31	10.5	15.4	5.7			0	0	13.1	2.7	5.8	9.3

Meðalhiti (°C)	11.8
Frávik frá meðaltali 1961 - 1990 (°C)	1.2
Meðalhámarkshiti (°C)	14.8
Meðallágmarkshiti (°C)	9.6
Úrkomumagn (mm)	89.3
Hlutfall úrkomu af meðaltali 1961-1990 (%)	172.4
Meðalvindhraði (m/s)	3.3
Sólskinsstundir (klst)	116.4

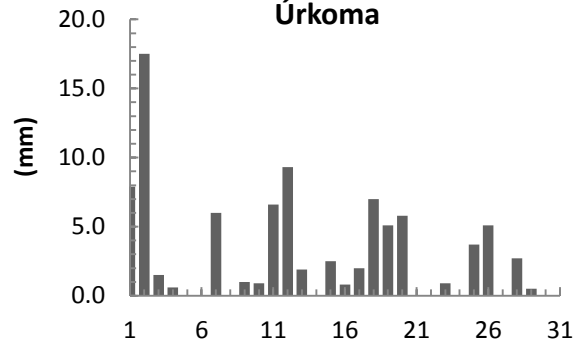
Meðalhiti



Mesti vindur



Úrkoma



Sólskin

