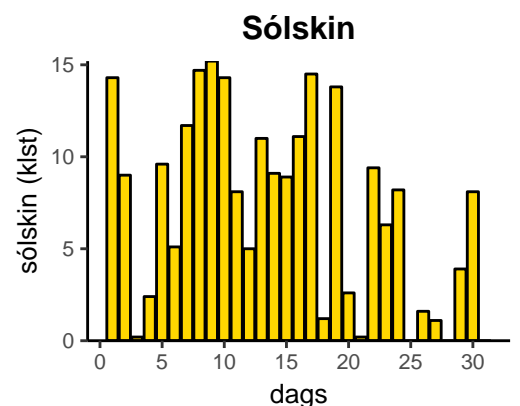
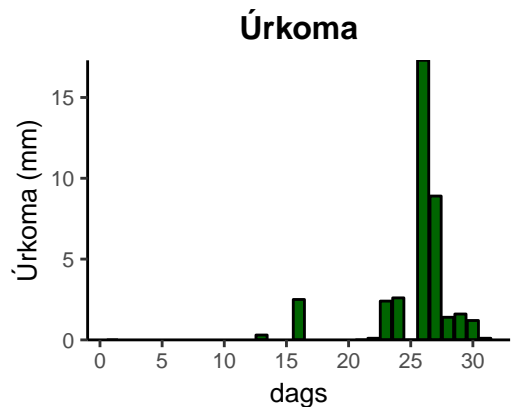
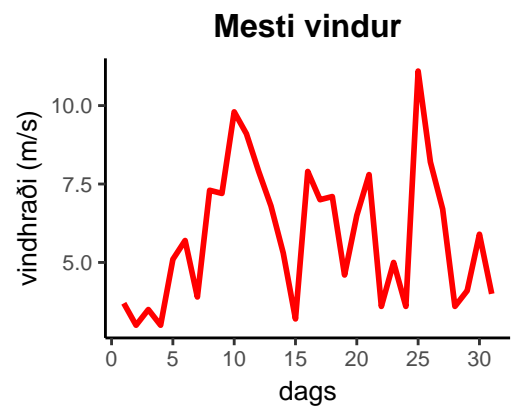
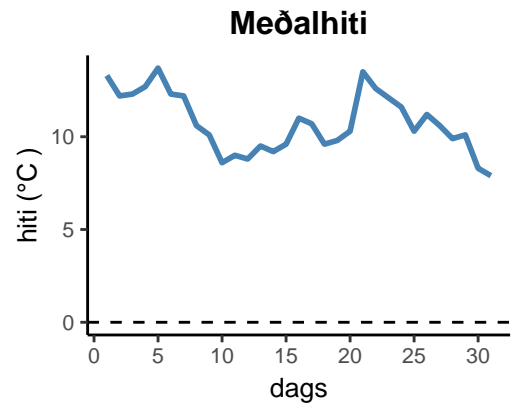


dagur	meðalhiti (°C)	hámark (°C)	lágmark (°C)	úrcoma (mm)	úrcomutegund	snjódypt	snjóhula (0-4)	sólskin (klst)	meðalvindur (m/s)	mesti vindur (m/s)	hviða (m/s)
1	13.3	16.2	10.5	0.0		0	0	14.3	1.8	3.7	7.4
2	12.2	14.8	9.1	0.0		0	0	9.0	1.2	3.0	5.0
3	12.3	15.3	10.8	0.0		0	0	0.2	1.4	3.5	5.4
4	12.7	14.9	11.0	0.0		0	0	2.4	1.5	3.0	4.7
5	13.7	16.2	11.2	0.0		0	0	9.6	2.6	5.1	8.7
6	12.3	16.4	10.5	0.0		0	0	5.1	2.9	5.7	8.3
7	12.2	15.8	10.1	0.0		0	0	11.7	2.2	3.9	7.0
8	10.6	15.8	5.5	0.0		0	0	14.7	3.7	7.3	12.0
9	10.1	14.2	5.0	0.0		0	0	15.2	2.6	7.2	12.5
10	8.6	14.2	5.0	0.0		0	0	14.3	5.2	9.8	16.5
11	9.0	12.1	7.4	0.0		0	0	8.1	5.2	9.1	15.4
12	8.8	11.7	8.0	0.0		0	0	5.0	6.2	7.9	15.5
13	9.5	13.0	6.7	0.3	ri	0	0	11.0	4.2	6.8	13.1
14	9.2	14.0	4.5	0.0		0	0	9.1	2.5	5.3	9.8
15	9.6	13.7	5.3	0.0		0	0	8.9	1.9	3.2	5.0
16	11.0	16.9	5.8	2.5	ri	0	0	11.1	3.6	7.9	15.1
17	10.7	15.7	6.4	0.0		0	0	14.5	3.3	7.0	14.3
18	9.6	12.9	6.2	0.0		0	0	1.2	2.4	7.1	12.7
19	9.8	14.6	4.1	0.0		0	0	13.8	2.0	4.6	7.0
20	10.3	15.8	6.4	0.0		0	0	2.6	4.1	6.5	10.6
21	13.5	17.7	10.7	0.0		0	0	0.2	3.8	7.8	14.0
22	12.6	16.9	9.8	0.1	ri	0	0	9.4	2.0	3.6	5.7
23	12.1	16.7	10.5	2.4	ri	0	0	6.3	2.5	5.0	8.4
24	11.6	14.3	10.1	2.6	ri	0	0	8.2	1.5	3.6	6.2
25	10.3	13.6	9.0	0.0		0	0	0.0	5.5	11.1	20.1
26	11.2	14.2	10.3	17.3	ri	0	0	1.6	5.2	8.2	15.0
27	10.6	12.9	9.4	8.9	ri	0	0	1.1	3.6	6.7	12.2
28	9.9	11.7	8.6	1.4	ri	0	0	0.0	1.9	3.6	6.5
29	10.1	12.9	8.3	1.6	ri	0	0	3.9	1.7	4.1	7.2
30	8.3	11.7	4.9	1.2	ri	0	0	8.1	2.2	5.9	9.8
31	7.9	10.4	6.2	0.1	ri	0	0	0.0	1.4	4.0	6.9



Meðalhiti (°C)	10.8
Frávik frá meðaltali 1961 – 1990 (°C)	0.5
Meðalhámarkshiti (°C)	14.4
Meðallágmarkshiti (°C)	8.0
Úrkomumagn (mm)	38.4
Hlutfall úrkomu af meðaltali 1961–1990 (%)	62.0
Meðalvindhraði (m/s)	3.0
Sólskinsstundir (klst)	220.6