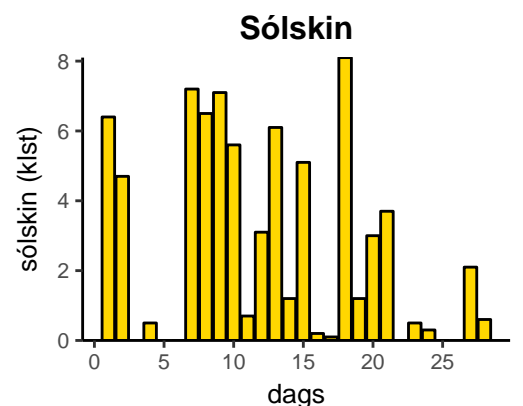
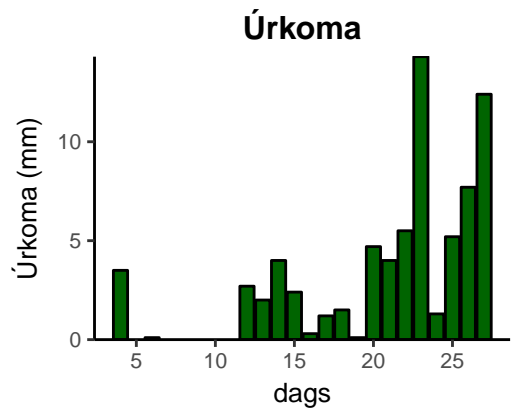
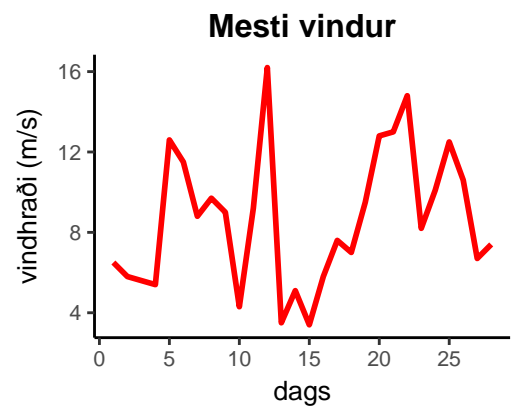
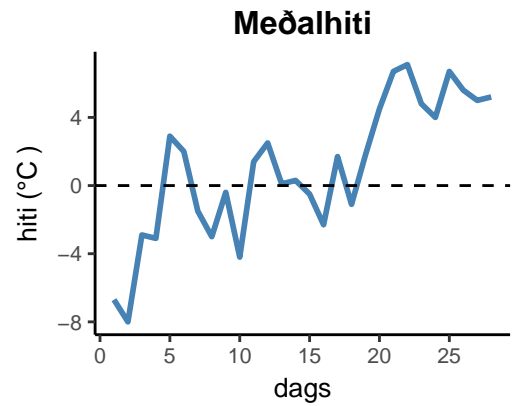


dagur	meðalhiti (°C)	hámark (°C)	lágmark (°C)	úrkoma (mm)	úrkomutegund	snjóþýpt	snjóhula (0-4)	sólskin (klst)	meðalvindur (m/s)	mesti vindur (m/s)	hviða (m/s)
1	-6.7	-2.9	-7.8	0.0		25	4	6.4	2.7	6.5	12.6
2	-8.0	-5.6	-12.0	0.0		22	4	4.7	3.3	5.8	9.9
3	-2.9	-0.5	-6.6	0.0		22	4	0.0	1.9	5.6	8.6
4	-3.1	0.0	-7.4	3.5	sn	31	4	0.5	1.8	5.4	9.4
5	2.9	3.9	-1.9	0.0		27	4	0.0	8.4	12.6	23.3
6	2.0	4.1	1.5	0.1	sl	18	4	0.0	6.4	11.5	21.0
7	-1.5	2.2	-4.5	0.0		17	4	7.2	2.5	8.8	16.0
8	-3.0	0.5	-5.1	0.0		18	4	6.5	6.5	9.7	17.7
9	-0.4	2.1	-6.9	0.0		18	4	7.1	4.2	9.0	18.1
10	-4.2	-0.4	-7.0	0.0		17	4	5.6	1.8	4.3	6.6
11	1.4	3.4	-3.8	0.0		0	2	0.7	4.7	9.2	16.3
12	2.5	5.4	1.4	2.7	sl	0	2	3.1	5.7	16.2	26.9
13	0.1	3.4	-1.0	2.0	sl	12	4	6.1	1.8	3.5	7.3
14	0.3	3.4	-1.7	4.0	sn	18	4	1.2	2.3	5.1	8.4
15	-0.5	2.3	-2.9	2.4	sn	19	4	5.1	1.6	3.4	7.2
16	-2.3	1.6	-7.1	0.3	sn	17	4	0.2	3.1	5.8	10.1
17	1.7	3.6	-2.0	1.2	sn	15	4	0.1	3.4	7.6	12.3
18	-1.1	2.7	-4.0	1.5	sl	14	4	8.1	3.2	7.0	13.8
19	1.8	3.9	-2.6	0.1	sn	14	4	1.2	7.0	9.5	17.6
20	4.5	6.1	1.3	4.7	sl	0	2	3.0	5.6	12.8	22.2
21	6.7	8.2	3.3	4.0	ri	0	0	3.7	9.1	13.0	21.0
22	7.1	10.0	3.2	5.5	sl	0	0	0.0	7.8	14.8	26.4
23	4.8	8.1	3.9	14.3	ri	0	0	0.5	4.2	8.2	14.0
24	4.0	5.9	1.2	1.3	ri	0	0	0.3	4.8	10.1	17.9
25	6.7	8.0	4.4	5.2	sl	0	0	0.0	6.7	12.5	20.2
26	5.6	9.0	3.8	7.7	ri	0	0	0.0	5.5	10.6	17.4
27	5.0	7.2	2.5	12.4	ri	0	0	2.1	3.4	6.7	10.1
28	5.2	6.8	2.8	0.0		0	0	0.6	4.7	7.4	12.0



Meðalhiti (°C)	1.0
Frávik frá meðaltali 1961 – 1990 (°C)	0.7
Meðalhámarkshiti (°C)	3.7
Meðallágmarkshiti (°C)	-2.0
Úrkomumagn (mm)	72.9
Hlutfall úrkomu af meðaltali 1961–1990 (%)	101.5
Meðalvindhraði (m/s)	4.4
Sólskinsstundir (klst)	74.0