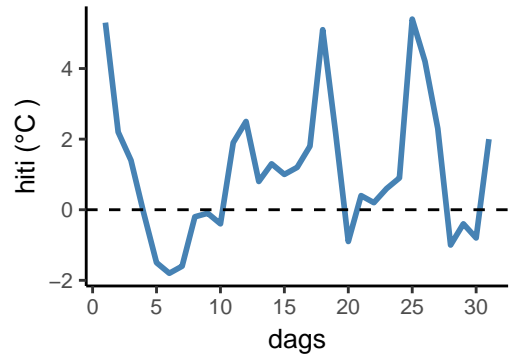
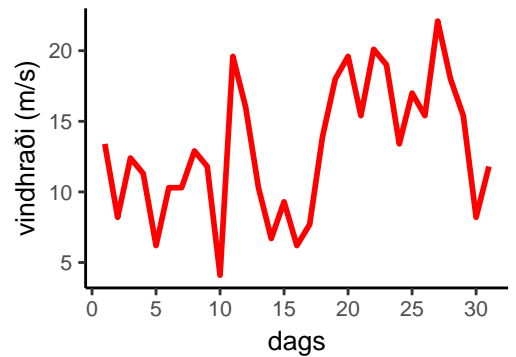


dagur	meðalhiti (°C)	hámark (°C)	lágmark (°C)	úrkoma (mm)	úrkomutegund	snjódypt	snjóhula (0–4)	sólskin (klst)	meðalvindur (m/s)	mesti vindur (m/s)	hviða (m/s)
1	5.3	7.8	4.6	2.1	ri	0	0		5.0	13.4	17.5
2	2.2	5.0	0.7	16.7	ri	0	0		4.3	8.2	10.3
3	1.4	4.5	-1.3	0.0		0	0		5.3	12.4	16.5
4	-0.1	3.8	0.1	0.0		0	0		7.7	11.3	14.9
5	-1.5	0.9	-3.7	0.0		0	0		3.2	6.2	7.7
6	-1.8	1.2	-3.4	1.5	sn	2	4		6.5	10.3	13.4
7	-1.6	0.9	-3.3	0.0		0	2		5.1	10.3	12.9
8	-0.2	2.4	-3.7	0.0		0	2		9.0	12.9	17.5
9	-0.1	2.2	-1.6	1.5	sn	4	4		4.4	11.8	16.0
10	-0.4	3.5	-3.6	0.3	sn	0	2		2.2	4.1	5.1
11	1.9	3.3	-2.6	0.6	sn	0	2		11.6	19.6	25.2
12	2.5	5.3	2.4	0.4	ri	0	0		9.4	16.0	21.6
13	0.8	3.5	-0.7	0.0		0	0		4.0	10.3	15.4
14	1.3	4.1	-0.3	8.5	sl	0	0		3.2	6.7	8.2
15	1.0	3.4	-1.3	1.0	sl	0	0		3.5	9.3	10.8
16	1.2	4.4	-1.4	0.4	sl	0	2		3.0	6.2	7.7
17	1.8	3.2	-0.2	0.3	sl	0	0		4.2	7.7	9.3
18	5.1	8.4	2.8	4.2	ri	0	0		9.1	13.9	18.5
19	2.2	7.9	0.7	8.9	sl	0	0		12.5	18.0	25.7
20	-0.9	3.2	-2.9	1.2	sl	0	2		14.8	19.6	25.7
21	0.4	2.6	-2.6	0.9	sn	0	2		7.4	15.4	20.1
22	0.2	2.6	-1.0	1.1	sn	0	2		13.5	20.1	24.7
23	0.6	3.7	-1.7	0.5	sn	0	2		7.4	19.0	24.2
24	0.9	2.4	-0.4	8.9	sl	0	0		7.0	13.4	18.5
25	5.4	7.8	-0.5	8.1	sl	0	0		11.2	17.0	22.7
26	4.2	8.0	3.5	12.7	ri	0	0		9.8	15.4	21.1
27	2.3	5.7	-1.1	2.9	sl	0	0		16.4	22.1	30.9
28	-1.0	1.5	-3.0	2.2	sl	3	4		10.7	18.0	23.7
29	-0.4	2.7	-2.6	1.7	sn	3	4		6.0	15.4	21.1
30	-0.8	1.7	-5.0	1.6	sn	3	4		4.8	8.2	10.3
31	2.0	4.5	0.7	2.6	sl	0	2		6.9	11.8	14.9

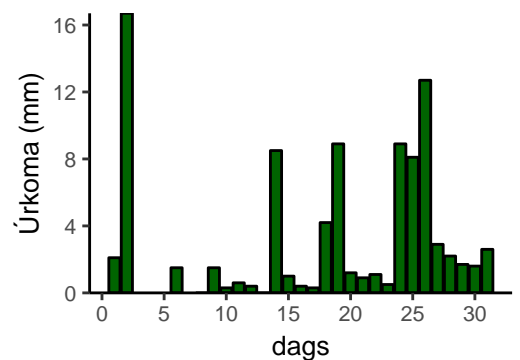
Meðalhiti



Mesti vindur



Úrkoma



Meðalhiti (°C)	1.1
Frávik frá meðaltali 1961 – 1990 (°C)	0.4
Meðalhámarkshiti (°C)	3.9
Meðallágmarkshiti (°C)	-1.1
Úrkomumagn (mm)	90.8
Hlutfall úrkomu af meðaltali 1961–1990 (%)	90.6
Meðalvindhraði (m/s)	7.4