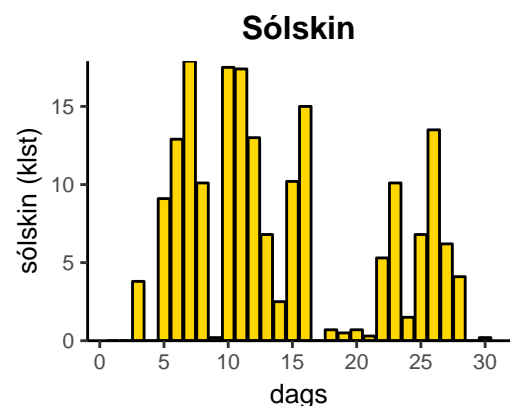
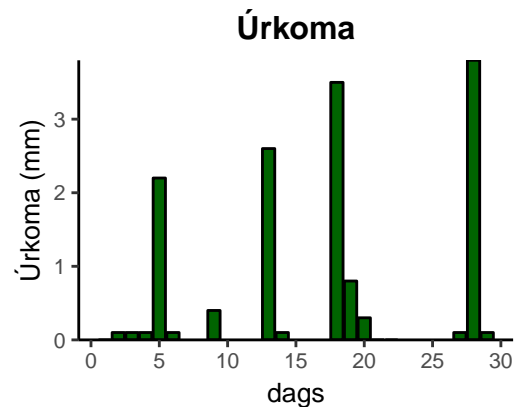
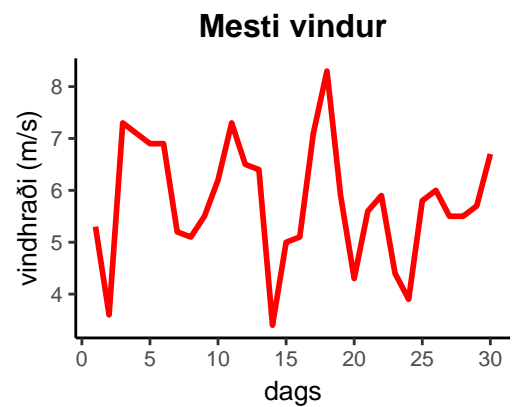
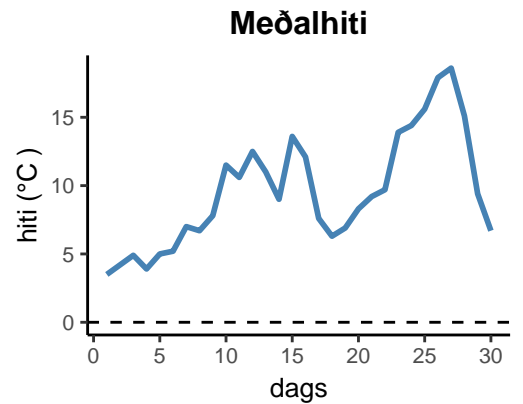


dagur	meðalhiti (°C)	hámark (°C)	lágmark (°C)	úrcoma (mm)	úrkomutegund	snjódýpt	snjöhula (0-4)	sólskin (klst)	meðalvindur (m/s)	mesti vindur (m/s)	hviða (m/s)
1	3.5	8.0	2.0	0.0		0	0	0.0	1.9	5.3	8.8
2	4.2	7.0	2.0	0.1	ri	0	0	0.0	2.2	3.6	7.0
3	4.9	9.0	0.5	0.1	ri	0	0	3.8	3.4	7.3	11.1
4	3.9	7.0	2.0	0.1	sn	0	0	0.0	4.4	7.1	11.1
5	5.0	8.1	2.4	2.2	ri	0	0	9.1	4.0	6.9	11.6
6	5.2	8.5	2.6	0.1	sl	0	0	12.9	4.6	6.9	9.8
7	7.0	12.5	-1.0	0.0		0	0	17.9	3.0	5.2	8.9
8	6.7	12.2	2.0	0.0		0	0	10.1	3.1	5.1	9.2
9	7.8	10.3	5.0	0.4	ri	0	0	0.2	2.2	5.5	9.7
10	11.5	15.3	7.9	0.0		0	0	17.5	2.3	6.2	9.3
11	10.6	14.6	6.0	0.0		0	0	17.4	3.2	7.3	10.9
12	12.5	17.0	6.9	0.0		0	0	13.0	3.2	6.5	9.5
13	11.0	15.2	9.4	2.6	ri	0	0	6.8	3.5	6.4	9.4
14	9.0	12.9	3.9	0.1	ri	0	0	2.5	1.2	3.4	6.7
15	13.6	20.0	6.6	0.0		0	0	10.2	2.1	5.0	7.5
16	12.1	17.5	10.0	0.0		0	0	15.0	2.7	5.1	7.6
17	7.6	13.2	7.6	0.0		0	0	0.0	3.5	7.1	11.6
18	6.3	9.5	4.5	3.5	ri	0	0	0.7	5.1	8.3	13.5
19	6.9	9.4	4.7	0.8	ri	0	0	0.5	3.9	5.9	9.1
20	8.3	10.5	5.4	0.3	ri	0	0	0.7	2.8	4.3	6.8
21	9.2	12.2	7.0	0.0		0	0	0.3	2.3	5.6	8.8
22	9.7	12.6	7.0	0.0		0	0	5.3	2.6	5.9	10.0
23	13.9	19.6	5.5	0.0		0	0	10.1	1.7	4.4	7.5
24	14.4	18.0	11.6	0.0		0	0	1.5	1.6	3.9	7.2
25	15.6	21.0	12.0	0.0		0	0	6.8	3.4	5.8	11.7
26	17.9	22.5	13.0	0.0		0	0	13.5	2.7	6.0	11.3
27	18.6	24.1	14.4	0.1	ri	0	0	6.2	2.2	5.5	9.2
28	15.1	23.5	12.3	3.8	ri	0	0	4.1	2.8	5.5	11.1
29	9.4	18.6	8.4	0.1	ri	0	0	0.0	3.4	5.7	9.6
30	6.7	10.4	5.4	0.0		0	0	0.2	3.5	6.7	11.1



Meðalhiti (°C)	9.6
Frávik frá meðaltali 1961 – 1990 (°C)	0.4
Meðalhámarkshiti (°C)	14.0
Meðallágmarkshiti (°C)	6.2
Úrkomumagn (mm)	14.3
Hlutfall úrkomu af meðaltali 1961–1990 (%)	50.7
Meðalvindhraði (m/s)	3.0
Sólskinsstundir (klst)	186.3